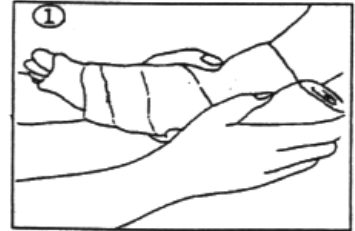




## Directions for *VetLite* Use

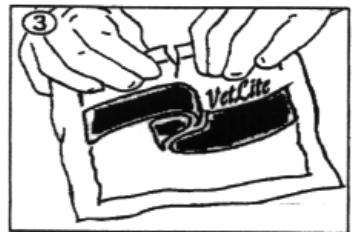
- 1.) Apply appropriate stockinette and cast padding over limb  
(The use of tape “stirrups” is strongly recommended)



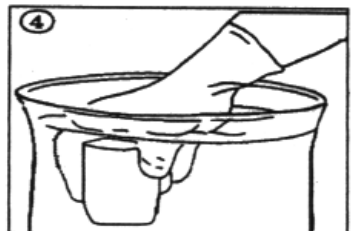
- 2.) Put on latex gloves. A little bit of vaseline on the fingertips will help reduce the tacky feeling of the cast material.



- 3.) Tear open the aluminum foil pouch.



- 4.) Immerse the cast material in warm water for 5-10 seconds, gently squeeze to ensure total exposure to water.



- 5.) Apply tape to limb. Suggest a 50% overlay.



- 6.) Conform cast with slight pressure, making sure not to leave indentations that will cause pressure sores.

